

Signing up for Online Banking.

With Santander Online Banking, you can enjoy secure access to your accounts. Any time. Anywhere.



To enroll and log in for the first time to Santander Online Banking, follow these simple steps:

1

Visit santanderbank.com and click on [Login](#). Click on "First Time user? Enroll now" to set up your Santander Online Banking. Remember, it's important to log out at the end of each banking session.

2

Verify it's you and your account information using your:

- Santander Bank account number, Debit, Credit, or ATM Card number
- Last four digits of your SSN, or Date of Birth (DOB)

For security reasons, authentication is necessary to proceed with the enrollment. A [One-time Passcode \(OTP\)](#) will be sent to the registered cell phone on file to verify your identity.

Click [Continue](#).

3

Enter the 6-digit **One-Time Passcode** you should receive within a few seconds on your registered cell phone.

Click **Continue**.

Santander | Online Banking

Identification Verification **3** Success

Please review the Identification information details and press Continue

Santander ATM / Debit or Credit Card: 5129925543513157
Number
Date of Birth: 10/31/1999

Choose a verification option

Authentication method:
One-time Passcode (OTP)

OTP Verification Required

An OTP will be sent to the cell phone number we have in our records.

Enter your OTP
.....

Didn't receive an OTP? [Reset now](#)

Please Note: Santander will never call you to request this OTP. We do not charge for text messages sent to your mobile device, but standard data and message rates will apply.

If you have questions with the OTP service, please contact our Customer Service Center at 1-877-768-2265.

Cancel **Continue**

Benefits of Online Banking

- Check recent account activity and access account balances from one convenient location.
- Transfer funds between your Santander accounts and accounts at other banks.
- Go Paperless with up to 25 months of deposit statements.

[Show more](#)

Need assistance?

For Online Banking technical assistance, BillPay support, or general account inquiries Call 1-877-768-2265 or search our [ESDs](#).

4

Create your new **User ID** and **Password**. Some special characters are permitted for Passwords (e.g., @, &, !).

Click **Continue**.

Santander | Online Banking

Identification Verification **3** Success

Create New Online Banking Login Information

New User ID
buar2019
Between 8 to 20 characters

Please note that your new password must be different from your last three passwords
Can include any of the special characters:
\$ % ^ * () - . : ; ' / @ / | | _ { } ! ~ =

New Password
.....
password strength: **strong**

- Must be between 8 and 20 characters.
- Must contain at least one number.
- Must contain at least one letter.
- Must not include 3 or more consecutive identical characters (eg. 111, aaa).
- Must not match or contain the same characters as your User ID.

Verify New Password
.....
Passwords match

Cancel **Continue**

Benefits of Online Banking

- Check recent account activity and access account balances from one convenient location.
- Transfer funds between your Santander accounts and accounts at other banks.
- Go Paperless with up to 25 months of deposit statements.

[Show more](#)

Need assistance?

For Online Banking technical assistance, BillPay support, or general account inquiries Call 1-877-768-2265 or search our [ESDs](#).

5

You've **successfully enrolled** in Santander Online Banking.

Click **"Log into Online Banking"** to get started.

Santander | Online Banking

Identification Verification **3** Success

Online Banking Enrollment

✓ **Credential successfully created**

Your Santander Online and Mobile Banking Credential has been successfully created. Please now use your new Online and Mobile Banking credential and password to log into Online Banking.

Log into Online Banking

Benefits of Online Banking

- Check recent account activity and access account balances from one convenient location.
- Transfer funds between your Santander accounts and accounts at other banks.
- Go Paperless with up to 25 months of deposit statements.

[Show more](#)

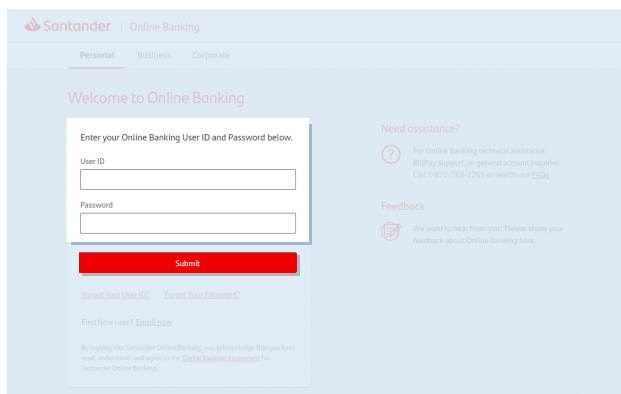
Need assistance?

For Online Banking technical assistance, BillPay support, or general account inquiries Call 1-877-768-2265 or search our [ESDs](#).

6

Log in to Santander Online Banking for the first time with your newly created credentials.

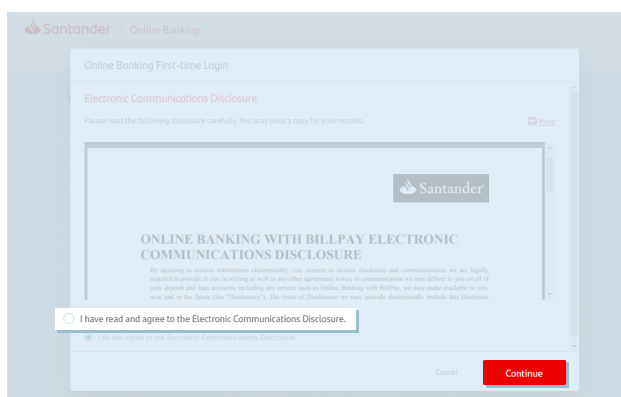
Click **Submit**.



7

Read and agree to the **Electronic Communications Disclosure**.

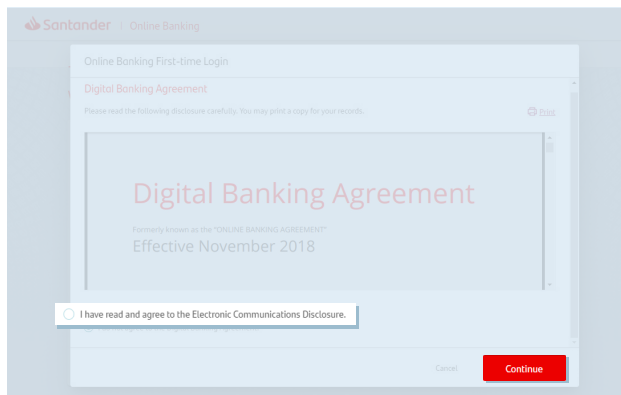
Click **Continue**.



8

Read and agree to the **Digital Banking Agreement**.

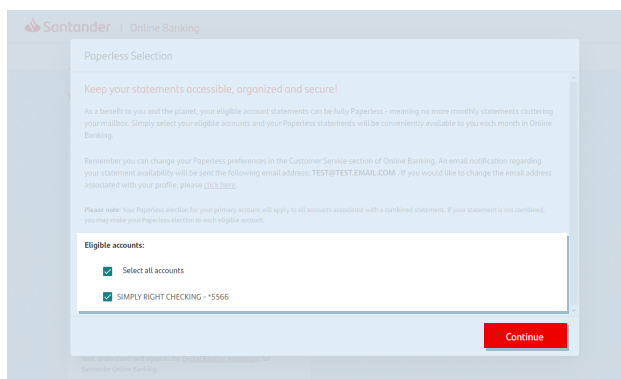
Click **Continue**.



9

Choose your **Statement Preferences**. Paperless or Paper.

Click **Continue**.

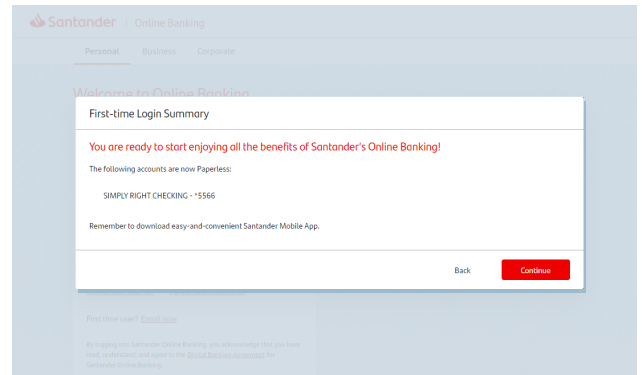


10

You can always change your Statement Preferences in the Customer Services Section of Online Banking.

You've successfully signed up for Santander Online Banking.

Click [Continue](#).



Success. It's done.

Congratulations. You've simplified your life with Santander Online Banking.

